

# The Ins+Outs of Scanning


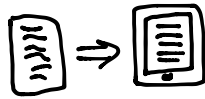
- Christopher J. Russell, Ph.D.

www.techinmusic.ed.com

1. What are you planning to do?

A. Sheet music to PDF


B. Sheet music to digital music



## A1. Get the right equipment...



- QUALITY
- CROPPING
- TIME



- TIME

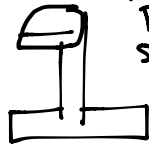


- SIZE OF IMAGE
- DESKEWING



- DUPLEX
- QUALITY
- AUTO SIZE
- SPEED
- < 8.5" x 11"

These are good in a "pinch" but not for large scale or permanent scanning



SV600

- > 8.5" x 11"

Also: Very expensive document scanners (<3500!)

OR

ONE DOLLAR SCAN. COM  
*how much is your time worth?*

\$1 per 100 pages

\* Will scan sheet music at \$1 per 100 pages

## A2. Legality?

©

1. You can make archival copies
2. You can convert personal copies to digital
3. 1:1 would be against copyright
  - Not offering 1:1 solutions
  - Purchase 1:1 for digital

## A3. Settings

1. 300 dpi
2. Black + White or Line Art
3. Scanners come with excellent software.

## A4. Scan!

1. Cut chorale music with guillotine cutter
2. Scan full score
3. Save by title, composer (arranger), voicing (level)

Messiah Handel Noble SATB

Stars and Stripes Sousa Church 4

### 4. Open + edit (Mac Preview)

- Delete cover, blank pages
- Check all pages (autoFeed not 100%)
- Move biographical material + notes to end.
- Save!

Don't forget About:

- IMSLP
- PDF Band Music Library
- CPDL


## 5. STORE!

- CLOUD (Google Drive, Dropbox, iCloud)
- HARD Drive OR Physical Drive
- TIP: STORE in 2 places!

ALWAYS HAVE A BACKUP STRATEGY!

## 6. TIPS:

- START with today's needs.




Q: How do you eat an elephant?

A: One bite at a time.

- The right scanner can lead to 50 octaves per hour
- If you have to shrink to go to 8.5" x 11", the shrunken copy HAS to be clear + dark.



B. Sheet music to digital music



1. Follow process A or jump ahead to #2

a. Invest in software.

- PhotoScore Ultimate by Neuratron (\$250)
- Expect issues with complex scores, percussion

Every notation app handles these different anyway!

b. Open PDF

c. Let Photoscore do its thing

d. Save as Music XML

e. OPEN with your application of choice

f. Edit scanning mistakes

2. Buy NotateMe (iOS or Android)

a. \$40

b. Buy "Photoscore" in-app purchase (\$30)



- The ins-outs of scanning - 5
- c. If Android, make sure the device has at least a 5 MP (mega pixel) camera
  - d. iOS - Works w/ iPhone, too.
  - e. Scan each page - good lighting helps.
  - f. Export as MusicXML to your favorite editing app.
  - g. Edit scanning mistakes.

## C. End Results

1. \* Digital Sheet Music
  2. \* Accompaniments / Rehearsal files (See NeoScores)
  3. \* PATHWAY to SMART Music (via FINALE)
  4. Disaster preparation (Acts of God + POP)
  5. \* Rearrangement (Changing voice, instrumentation)
- \* These items may be against copyright. Be warned!